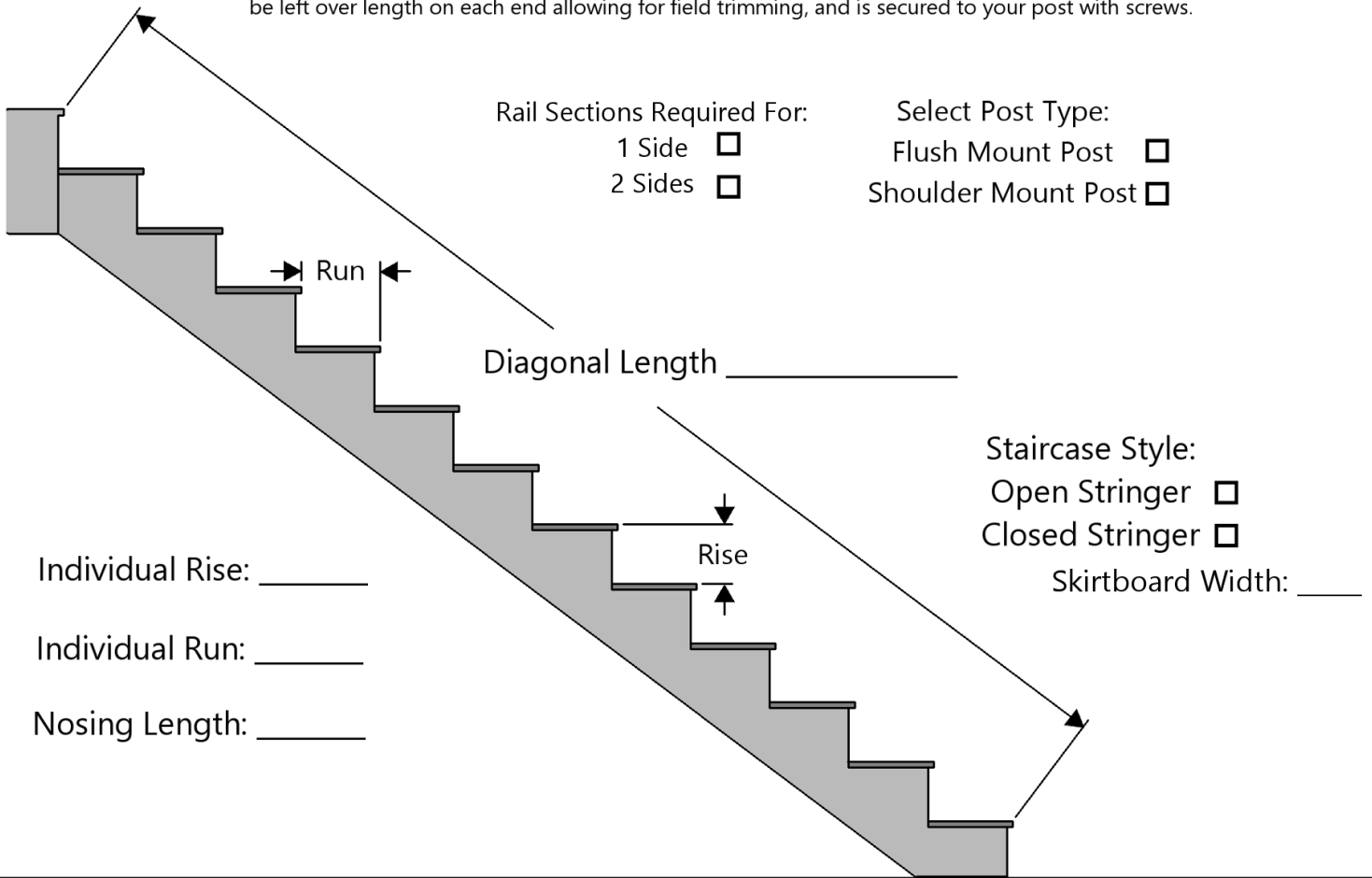


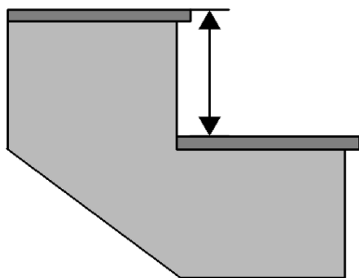
REQUIRED STAIR RAILING INFORMATION

Print and complete this form for each section of stairway and send along with your birds eye view drawings. We advise that any individual run greater than 8' requires an intermediate post. Providing all the information is accurate, we **MAY** be able to mortise and tenon the stair rail sections. This is determined on a case by case basis. Stair rail sections that are not mortised and tenoned will be left over length on each end allowing for field trimming, and is secured to your post with screws.

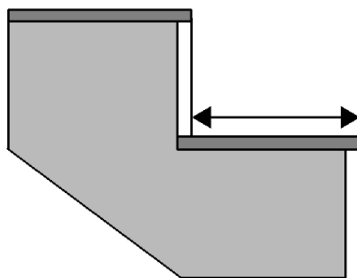


Please provide us with with one riser and one run as if there is no tread or riser board on your stairway. This will allow us to calculate your stair angle. Measure 2 or 3 to make sure the stairway is consistent all the way through. The diagrams below will help you to measure the stairway accurately. These measurements are critical if we are to mortise and tenon the stair railing.

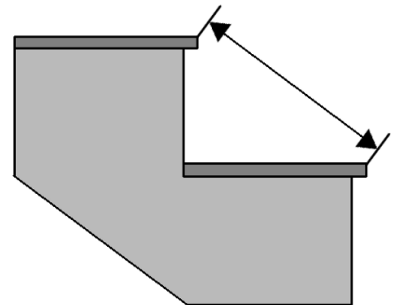
Individual Rise



Individual Run From Nose to Nose



Diagonal Measurement of Entire Stairway From Nose to Nose



Complete this form and fax to 715-336-2389 or email to info@armstrongcreek.com



©2015 Armstrong Creek Co. All Rights Reserved